

Application Guide

Call for PhD Studentships

DOCTORATES 4 COVID-19

April 2020

TABLE OF CONTENTS

| | |
|---|----|
| 1. INTRODUCTION | 5 |
| 2. BEFORE SUBMITTING YOUR APPLICATION..... | 5 |
| 2.1 Who can apply? | 5 |
| 2.2 Registration on the FCT Information System – myFCT..... | 5 |
| 2.3 Curricular management platform – CIÊNCIAVITAE | 5 |
| 2.4 Unique researcher ORCID ID record..... | 6 |
| 2.5 Application platform..... | 6 |
| 2.6 Application Form | 7 |
| 2.7 General Recommendations..... | 8 |
| 2.8 Admissibility requirements..... | 9 |
| 2.9 How to address questions to FCT..... | 9 |
| 3. PROPOSAL PREPARATION..... | 9 |
| 3.1 Personal Data | 9 |
| 3.2 Academic Degrees | 10 |
| 3.3 Disability degree | 12 |
| 3.4 Previous Fellowships | 12 |
| 3.5 Professional Activity | 12 |
| 3.6 <i>Curriculum Vitae</i> | 13 |
| 3.7 Application Data | 13 |
| 3.8 Letters and Other Documents | 14 |
| 3.9 Work Plan | 15 |
| 3.10 Hosting Conditions | 17 |
| 4. APPLICATION SUBMISSION..... | 20 |

ACRONYMNS

CV – *Curriculum Vitae*

FAQs – Frequently Asked Questions

EBI – Research Fellowship Holder Statute

FCT – Fundação para a Ciência e a Tecnologia, I.P.

RBI – FCT Regulation for Studentships and Fellowships

SDG – United Nations Sustainable Development Goals for the 2030 Agenda

USEFUL LINKS

myFCT: <https://myfct.fct.pt>

CIÊNCIA ID: <https://www.ciencia-id.pt>

CIÊNCIAVITAE: <https://cienciavitae.pt>

ORCID: <https://orcid.org>

DGES – Directorate General for Higher Education (*Direção Geral do Ensino Superior*):
<https://www.dges.gov.pt/en>

1. INTRODUCTION

The Application Guide is a document that intends to assist the applicants in submitting their applications for the Call for PhD Studentships – DOCTORATES 4 COVID-19.

This guide does not replace or override the information specified in the Research Fellowship Holder Statute, in the FCT Regulation for Research Studentships and Fellowships or in the Notice of the Call and respective Annex I (Evaluation Guide).

2. BEFORE SUBMITTING YOUR APPLICATION

2.1 Who can apply?

All individuals who satisfy the requirements specified in the FCT Regulation for Research Studentships and Fellowships (RBI), in the Research Fellowship Holder Statute (EBI) and in the Notice of the Call may apply to the Call DOCTORATES 4 COVID-19. Therefore, before you start to prepare your application, read these documents carefully, namely the Evaluation Guide (Annex I of the Notice of the Call).

FCT also recommends reading the **CIÊNCIAVITAE** Guide.

2.2 Registration on the FCT Information System – myFCT

Registration on FCT Information System (myFCT) is initially made through **CIÊNCIA** ID platform, where you will be assigned a unique identifier and authenticator – **CIÊNCIA** ID.

The registration in this platform provides access to applicants and supervisors, with a single ID, to the platforms of curricular and application management, **CIÊNCIAVITAE** and myFCT, respectively. myFCT portal was designed to support the cycle of funding in all its stages: application, evaluation, granting and management of funding in a single information system, where the application will be submitted.

2.3 Curricular management platform – CIÊNCIAVITAE

In the Call DOCTORATES 4 COVID-19, applicants may only use the curricular management platform **CIÊNCIAVITAE**. This platform produces a unique CV that may be used nationally or internationally.

To create a CV in **CIÊNCIAVITAE** platform you need to have a **CIÊNCIA** ID unique identifier. If you still do not have a **CIÊNCIA** ID identifier, you may register at: <https://www.ciencia-id.pt/CiencialD/HomePage.aspx>.

After this first registration, you may then create your CV in the **CIÊNCIAVITAE** platform, available at: <https://www.cienciavitae.pt/>.

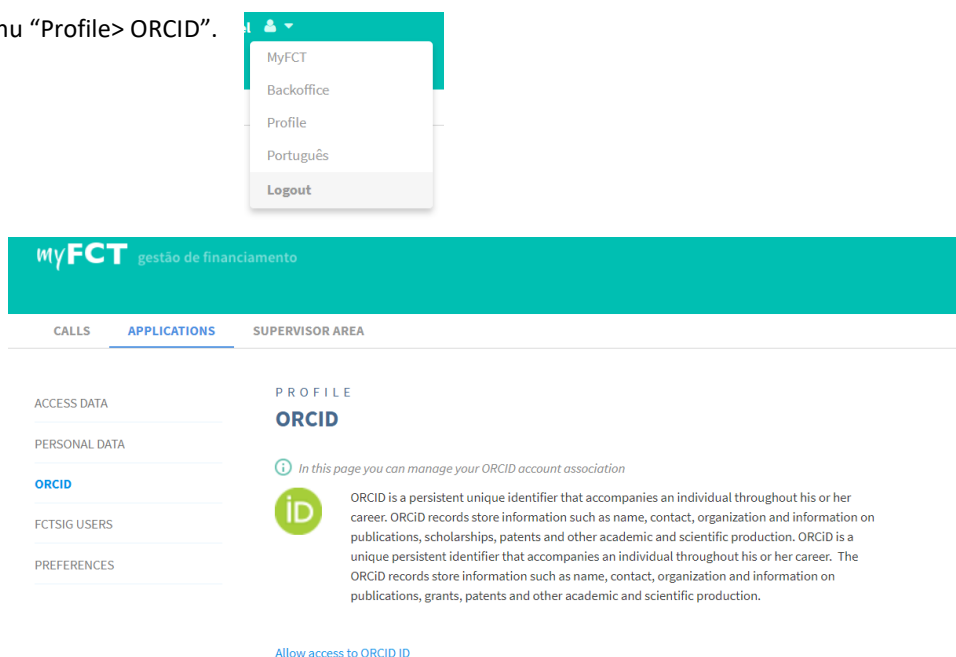
At the platform webpage you may find useful information for the creation and management of your CV, namely, the user manual and frequently asked questions (FAQs). **CIÊNCIAVITAE** has a helpdesk to answer questions available through the address: info@cienciavitae.pt.

2.4 Unique researcher ORCID ID record

This registration is **optional** for applicants and supervisors/co-supervisors.

In case you would like to create an ORCID identifier, you will have to register as a new user at <https://orcid.org/register>. An ORCID identification number will be assigned to you. This number appears on the left hand side of the screen under your name. It consists of 16 digits in four groups of four, e.g., <http://orcid.org/xxxx-xxxx-xxxx-xxxx>.

If you intend to associate your ORCID identifier in your personal data of myFCT you should fill in the information on the menu “Profile> ORCID”.



Using the unique identifier **neither dispenses nor substitutes the analysis** of the **applicants and supervisors' CVs** by the evaluation panel. Any elements present in ORCID not mentioned in the submitted CVs **will not be considered**.

The information made available in the ORCID ID will only be visible if the “Public” profile option is selected. The ORCID profile will not be “frozen” when the application is submitted but will rather be the one that is available at whichever time the evaluators access it.

It is possible to submit the application even if the ORCID section is in a “Not Filled in” status.

2.5 Application platform

Access to the application platform is made using **CIÊNCIA ID** unique identifier on the myFCT portal: <https://myfct.fct.pt/>.

In myFCT you will have access to:

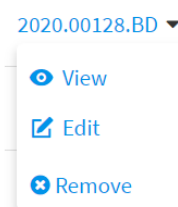
1. Main page, with information about the Call;

2. Applicant's area, linked to the application form – **DOCTORATES 4 COVID-19** – and information about the respective deadlines;
3. Applicant's area and the respective area for supervisors and co-supervisors;
4. Notifications (list of messages indicated in the top right menu highlighted in the left side of the user's name).

2.6 Application Form

To access the application form, it is necessary to select the call – **DOCTORATES 4 COVID-19** – and click on the button "Start application". A reference will be automatically generated and will be used as the unique identification of the application until the end of the call. You can only register and submit **a single application**. However, even after being submitted, this application may be re-edited and submitted again (see point 2.6.2 of this Guide), within the deadline indicated for the submission of applications.

The form is filled in directly in the platform, and it is always available to view or edit; for that, you just need to click on the application reference, selecting the respective option.



2.6.1 Structure of the Form

The form is organized in such a way that its content provides relevant information to the evaluators, being composed of the following sections:

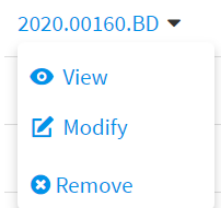
1. Personal Data
2. Application Data
3. Work Plan
4. Hosting Conditions
5. Validate and Submit

In point 3 of this Guide is specified the necessary content and information in each section of the application form.

In addition to the fields for filling in with your proposal information, you have also available the global view of the form and the validation area that allows the identification and correction of errors related to the process of filling in and submitting the application form.

2.6.2 Application Form Submission

During the period of applications submission you may validate, submit, and edit again your application, as much as necessary. In this case, if you intend to modify a submitted application, you should click on "Modify", as indicated in the figure. **When you decide to modify your application, it will return to Draft and you will have to repeat the submission** before the established deadline to submit applications. Different versions of the application will not be recorded.



2.6.3 Specific Features of the Form: Word Limit and Optional Fields

Some fields of the form have a limited number of words. If you exceed the number of words specified for each field, it will not be possible to submit the application. Text-limited fields have a counter to help you control the words filled in.

Optional fields are identified on the form. Please note that, when you start filling in any optional section (e.g., “Previous Fellowships”), the respective fields will be mandatory.

2.7 General Recommendations

FCT suggests that you follow the following recommendations when preparing your application:

- **Plan and complete the application process as early as possible**, in order to ensure that you will have time to obtain support from FCT, if necessary;
- Carefully read the **instructions for filling in the form** provided in this **Guide**, in the **Notice of the Call**, **Evaluation Guide (Annex I of the Notice of the Call)**, **FAQs** and on the **form** itself. Most questions are answered in these documents; therefore, we **recommend that you read them carefully before contacting FCT**.
- Validate the form frequently in order to detect eventual errors of filling in;
- Always verify and confirm the appearance of the text filled in, checking if it corresponds to the one you wish to submit;
- Preferably, fill in the fields of each section in a sequential manner;
- In order to search for the desired option in the form fields with drop list, you can write a keyword so that all options containing that word are listed. If none of the results correspond to you were searching for, you can add a new entry by clicking on “Create new”/“Add institution” in the fields with these options;
- Use a software able to combine several PDF files into a single one, in case you need to upload several documents in a field that allows a single file upload;
- Preferably, assign self-explanatory names to the uploaded files (such as *Motivation_Letter*), avoiding generic names (do not use accents, spaces or special characters);
- Avoid submitting your application close to the deadline established for the submission of applications;
- In case you submit an application and later decide to modify it, please guarantee that you submit it again before de the deadline established for the submission of applications;
- Complete and update your **CV in the CIÊNCIAVITAE curriculum management platform**. **This is the information that will be considered for the purposes of evaluation**, and must therefore present all scientific productions and activities duly referenced and identified;
- **If you update your CV on the CIÊNCIAVITAE platform**, during the application submission period, **which you intent to see reproduced in your application, you must re-associate your CV with your application**;
- Know the evaluation criteria and sub-criteria presented in the Evaluation Guide (Annex I of the Notice of the Call).

2.8 Admissibility requirements

Under penalty of non-admission of the application, it is mandatory to:

- Associate your updated *curriculum vitae* (CV) in the **CIÊNCIAVITAE** platform;
- Present a **detailed description of your work plan** for the research activities to be developed;
- Ensure that the **scientific supervisor confirms her/his association** to the application, as well as supervisors, if applicable, and submits the respective *curriculum vitae*; in this edition of the Call, supervisors may submit their CV through **CIÊNCIAVITAE** platform or through the upload of a PDF file;
- Present a **motivation letter**, in which the applicant explains the reasons of her/his application, presenting her/his scientific and/or professional career and how it fits the proposed work plan, if applicable; in case of presenting the most representative document or achievement, the applicant should also detail the reasons of this choice in the motivation letter;
- Submit **2 recommendation letters** signed by the respective referees. These letters should include the context of the academic and/or professional relationship of the applicant with the referee and should also indicate the reference to this Call; recommendation letters should not be mere supervision acceptance letters, for example, and might eventually refer to the maturity and adequacy of applicant's profile to the proposed work plan.
- Indicate at least one national host institution since studentships with work plans exclusively carried out abroad (studentships "abroad"), are not eligible in this call; only "in Portugal" or "both in Portugal and abroad" studentships will be considered eligible.
- Present the **application, and all of its related documents**, including motivation and recommendation letters, in **Portuguese or English**.

2.9 How to address questions to FCT

Questions related to the application, application form or its filling in should be sent to FCT through the following email address doctorates4covid@fct.pt, referring to "DOCTORATES 4 COVID-19" in the message subject. In case you have already started your application, you should also mention its reference, indicating it in the subject of the email: "DOCTORATES 4 COVID-19 – 2020.XXXXX.BD".

FCT guarantees answers only up to 2 working days before the application submission deadline.

We recommend that, before contacting FCT, you should carefully read all the documents related to the Call.

3. PROPOSAL PREPARATION

3.1 Personal Data

Applicants and supervisors personal data shown in the form are directly imported from the **CIÊNCIA ID** account. In case the information displayed in this page is inaccurate or incomplete, you should update it directly in the **CIÊNCIA ID** platform.

Additionally, in the **CIÊNCIAVITAE** platform you should also fill in the fields related to your personal data. These data may be available, or not, in the PDF version of your CV that will be associated to your application, in case you choose to make your personal data public or semi-public to the FCT.

3.2 Academic Degrees

In this edition of the Call for PhD Studentships, the submission of degree certificates is not a mandatory admissibility requirement; its presentation may only occur upon granting the studentship. Nevertheless, only the **degree certificates uploaded in the application form** will be considered for evaluation purposes, namely to **calculate the score of A1**, a sub-criterion of the Merit of the Applicant. Similarly, in case of academic degrees obtained abroad, only degrees with the respective recognition/equivalence and conversion to the Portuguese grading scale will be considered to calculate the score of A1 sub-criterion.

Therefore, for the use of the scores indicated in Table 1 of the Notice of the Call, it is **mandatory** to submit the **academic degree certificates**, indicating the final grade and, when applicable, the respective **recognition/equivalence and conversion to the Portuguese grading scale**.

3.2.1 Academic Degrees Obtained in Portugal

In case of academic degrees obtained in Portugal, according to the respective situation, applicants must comply with the following:

- For post-Bologna academic degrees, applicants should specify the grades obtained in the 1st and/or 2nd study cycles, as well as the corresponding ECTS;
- In case of integrated master degrees, for whom the institutions do not provide separate grades for the 1st and 2nd cycle of study, it should be detailed the final grade of both cycles, as well as the total number of ECTS;
- For pre-Bologna academic degrees, applicants should indicate the grades obtained for the graduate and/or master degrees.

For each of your academic degrees, you should click on the “Add Academic Degree” button, then select the respective option from the drop list and fill in the respective mandatory fields.

Repeat this action in case you wish to add one more academic degree.

In case your academic degree is not included in the drop list, please select the option that most approximately corresponds to it and use the “Degree Designation” field for a more detailed description.

3.2.2 Academic Degrees Obtained Abroad

In order to comply with the foreseen applicable Portuguese legislation regarding the recognition of foreign qualifications, all the rights inherent to academic degrees granted by foreign higher education institutions is duly recognised to the holders of these degrees. This recognition is subject to the presentation of the **academic degrees recognition and conversion of the final grade to the Portuguese grading scale**, requested to the Dean of a public Portuguese University, the Head of a Public Polytechnic Institute or the Director-General for Higher

Education; or by the presentation of the **equivalence/recognition**, registered by a public higher education institution.

The legal regime applicable to the recognition procedures is approved by the Decree-Law no. 66/2018, of 16 August, if requested after 1 January 2019. For requests submitted before 1 January 2019, the applicable legal procedure is ratified by Decree-Law 341/2007, of 12 October, and regulated by Decree no. 227/2017, of 25 July, or, alternatively, for equivalence processes, the request is governed by the Decree-Law no. 283/83, of 21 June.

For further information, we recommend you to visit the website of the Directorate General for Higher Education (*Direção Geral do Ensino Superior*, DGES): <https://www.dges.gov.pt/en>.

Applicants with foreign academic degrees should:

- Select the country where the degree was obtained;
- Indicate the academic degree granting institution;
- Indicate the year of conclusion of the degree;
- Select the type of recognition in the drop list;
- Indicate the original final grade of that degree;
- Specify the grade converted to the Portuguese grading scale, in case your degree has been converted by a public Portuguese Higher Education Institution or by DGES;
- Upload the recognition/equivalence of the degree and the conversion of the final grade to the Portuguese grading scale.

We again highlight that the submission of both the recognition of academic degrees and the respective final grade conversion **is mandatory** for the calculation of the sub-criterion A1 and the respective scores application indicated in Table 1 of the Notice of the Call.

In case the applicant presents only the record of recognition/equivalence of the degree obtained abroad, without the grade conversion to the Portuguese grading scale, it will not be possible to calculate sub-criterion A1. Nevertheless, the record of recognition/equivalence of the degree may be considered within the scope of sub-criterion A2 (Personal curriculum) evaluation.

3.2.3 Annexes Submission

Applicants should submit an electronic version of the certificates corresponding to each indicated degree, also indicating the grade for each subject, whenever possible (max. PDF file size 4 MB). In case the degree certificate and the certificate of the grade obtained in all curricular units are independent documents, please combine both documents into a single PDF file and upload it into the field “Attachments – Degree Certificate”.

You can also submit the **diploma supplement** and your **Percentile**; the upload of both documents are optional.

The **diploma annex** is a diploma’s supplementary document containing detailed information concerning the training carried out, results obtained and the characteristics of the education institution, from an international mobility perspective; we recommend the submission of this document.

The **Percentile** in the concluded degree is a document that allocates the grade obtained by a student within the total of grades awarded in the year in which the student obtained the degree, at the same education institution and for the same course.

All the documentation necessary for application evaluation should be uploaded within the appropriate fields of the application form; FCT will not accept any paper documents.

3.3 Disability degree

Applicants with no degree of disability should select the respective option from the drop list; no document is necessary in this case. In case of disability, equal to or above 60% and under 90%, or above 90%, you should select the corresponding option and upload the respective document. The *Atestado de Incapacidade Multiuso* is the accepted document to attest the applicant's disability. In compliance with the applicable legislation, no other document to certify disability will be accepted, including medical certificates, issued by medical boards or any other entities.

3.4 Previous Fellowships

This information is **optional**.

If you wish to specify the fellowships that you have held previously, you should "Add Fellowship" and fill in the fields regarding the year of conclusion, reference, duration, affiliation and funding institutions. Applicants should only declare fellowships for which they are beneficiaries and under which they have signed a contract with the funding institution. This concept does not include participation in projects financed by grants awarded to third parties.

3.5 Professional Activity

Studentship holders are obliged to exclusive dedication, in accordance with the terms established in the Research Fellowship Holder Statute (EBI).

If you wish to maintain a professional activity compatible with the studentship under the terms of Art. 5 of the EBI, you need to indicate the following **mandatory information**:

- Specify the activity to be carried out, indicating the institution, nature of the labour relationship, function/role and number of weekly hours;
- Attach a document provided by the institution where you will carry out the activity, indicating the information mentioned in the previous bullet point. If it is impossible to obtain the abovementioned document, this may be substituted by an affidavit indicating the activity, labour relationship, function/role and number of weekly hours.
- Fill in all the fields related to the professional activity before the association of your supervisor.

Your supervisor must, in her/his personal area, indicate if the declared activity(ies) is/are feasible or not feasible together with the proposed work plan, and justify her/his answer. Whenever the applicant declares that he/she wishes to maintain a professional activity and changes this information, after the scientific supervisor has

answered to the feasibility question, a notification will be sent to the supervisor so that he/she can respond again. Without your supervisor's updated answer, it will not be possible to validate and submit your application.

3.6 Curriculum Vitae

The *curriculum vitae* to be associated with the application is the CV imported from the **CIÊNCIAVITAE** curricular management platform.

Applicants are not allowed to use CVs from other platforms or in PDF format.

To use the **CIÊNCIAVITAE** *curriculum* you need to:

- **Grant access to FCT;**
- **Verify all the levels of access in each field you wish to be available** for evaluation;
- Check all the levels of access of fields containing personal data that you wish to share.

When you create your *curriculum vitae* in the **CIÊNCIAVITAE** platform, please make sure that your access level is defined as "**Public**" or "**Semi-Public**". Only then will your curricular data, namely education, affiliation, outputs, etc., become accessible to FCT. In case you select the "Private" mode, it will not be possible to access your data.

In the scope of the application, it is **mandatory to grant access to FCT** in order to access your **CIÊNCIAVITAE** information.

The *curriculum vitae* will be available after clicking on "Obtain CV (CienciaVitae)". The link for the PDF version of your CV will then be available in the application platform, followed by the date and hour of association.

After obtaining the CV it is not possible to remove it. You may nevertheless substitute it for updated versions after clicking again on the "Obtain CV (CienciaVitae)" button; you can confirm the version substitution by checking the new indicated date and hour of association.

3.7 Application Data

3.7.1 Scientific Field Selection

Select the **main scientific field**, the **secondary scientific field** and **subfield** that better matches the proposed work plan, according to the scientific fields shown in Annex I of this Guide). In case none of the listed subfields matches your work plan, you should select the option "... - Other", indicating the most suitable designation in the field that will be made available after selecting this option. Filling in of these fields should be done sequentially – Main Scientific Field/Secondary Field/Subfield.

3.7.2 Country where the Studentship will be held

Specify where the studentship will be held – in Portugal or both in Portugal and abroad –, depending on whether the work plan will be carried out entirely or partially in a national institution, respectively.

In this call, studentships with work plans exclusively carried out abroad, *i.e.*, **studentships “abroad”, are not eligible**. Although the option “**Abroad**” is available in the application form, **this type of studentships is not eligible in this call**.

In case of studentship held both in Portugal and abroad, it is **mandatory** to identify: i) a foreign host institution, ii) a supervisor/co-supervisor affiliated to the foreign host institution indicated, beside the Portuguese institution and supervisor. The lack of this information implies the **conversion of the application to a PhD studentship in Portugal**, being evaluated accordingly.

For studentships held both in Portugal and abroad, the period of the work plan that takes place in the foreign institution may not, in any case, exceed 24 months (see No. 8, Art. 6 of the RBI).

3.7.3 Periods of Stay Abroad

In case of studentships held both in Portugal and abroad, the form will only be completed if you add at least one period of stay abroad; you should then indicate the starting date and the duration of the stay.

3.8 Letters and Other Documents

3.8.1 Recommendation Letters

The **recommendation letters are mandatory**; two recommendation letters are required, which **must be different and signed by the respective issuers**. Only letters written in Portuguese or English will be accepted. Recommendation letters written in alternative languages will not be considered and the application will be considered non-admissible.

There is no set format for the recommendation letters; the content is up to whoever writes the letters. However, they should include, preferably, the reference to this call, the context in which the referee is familiar with the applicant work and qualities, as well as her/his opinion regarding the maturity and adequacy of the applicant’s profile to perform the proposed work plan.

The applicant may choose to submit either an “Open” or a “Closed” recommendation letter. In the first case, the letters should be scanned and uploaded in the respective field of the form. In the latter case, the applicant should provide the name, affiliation institution and email of the referee to whom the letter will be requested, and the FCT’s information system will issue the referee. The message sent to the referee will contain all the necessary information for letter submission. When her/his recommendation letter is submitted, an “OK” message will be shown in the summary table of the section “Letters and Other Documents”; until this moment, the respective field (under the “Document” item) will be empty.

3.8.2 Motivation Letter

The motivation letter is mandatory and a fundamental element of the application. In it, the applicant should objectively explain the reasons whereby he/she is ideally suited to carry out the proposed work plan.

If a document or artistic achievement, which the applicant considers most representative or explanatory of his/her scientific and/or professional career, is attached to the application, he/she must justify the reason for its presentation in the respective motivation letter.

You may only submit one motivation letter. The motivation letter should be scanned and submitted, as a PDF, on the application form.

The motivation letter can only be written in Portuguese or English under penalty of non-admission of the application.

3.8.3 Most Representative Document

Applicants may present a document that they consider to be the most representative of their scientific and/or professional career path. This document is of **optional submission** and only PDF files can be uploaded, up to a maximum size of 12 MB. We emphasize that, in case of submission, this choice should be clearly justified in the Motivation Letter.

3.9 Work Plan

This section of the application form concerns the proposed work plan. It shows the overall vision of the research proposal and provides access to each specific field within the work plan.

The Call DOCTORATES 4 COVID-19 is open within the scope of the new corona virus SARS CoV2 and the Covid-19 disease, aims to support the development of knowledge to create the skills needed to respond to this and future pandemics, that may translate into efficient prevention measures, better healthcare and an effective support to citizens.

The Call will support applications in any scientific field that contribute to the following objectives:

- Epidemiology and risk factors for infection, and severe illness caused by the virus;
- Human-animal interaction, mechanisms of resistance and inter-species transmission of the virus, and the risk of pandemics;
- Prevention and preparedness strategies for new epidemics, including vaccines;
- Innovative approaches, including new methods and new technologies, for the disease diagnosis;
- Characterization of the viral infection mechanisms;
- Characterization of the host's immune, cellular and serological, response to infection by the virus, impact of age and comorbidities;
- Development of new therapies and new therapeutic approaches, including life support and personal protection equipment to fight the disease;
- Effects of viral infection on maternal and newborn health;
- Psychological impact and behavioural changes associated with the pandemic.

3.9.1 Work Plan Resume

In this field you should indicate:

- The **title** of the work plan; this should be concise, understandable for anyone with a general scientific background and adequate for public disclosure;
- The **abstract** of the work plan;
- Four to six **keywords** that best describe the work plan;
- The United Nations Sustainable Development Goals (SDG) – 2030 Agenda.

These fields are **mandatory**.

3.9.1.1 Abstract (maximum 150 words)

This section is a synthesis of the applicant's work plan. A good summary should be clear and well structured, showing that the applicant is able to summarise the object of research, the aims of the project and the main expected contributions of the research work.

3.9.1.2 The United Nations Sustainable Development Goals (SDG) – 2030 Agenda

In the field United Nations Sustainable Development Goals (SDG) you should indicate one, or up to three, of the 17 United Nations SDGs (2030 Agenda).

In the "United Nations Sustainable Development Goals" field you should select one, or up to a maximum of three, of the 17 goals of the United Nations Sustainable Development Agenda, that fit in your work plan. In case any of the goals matches the proposed work plan, you should select the option "No alignment with any of the SDGs".

The information regarding the 17 United Nations Sustainable Development Goals is available at: <https://sustainabledevelopment.un.org/post2015/transformingourworld>.

3.9.2 State of the Art (maximum 500 words)

The state of the art, or literature review, brings together, analyses and discusses published work in the area of the work plan. Its purpose is to provide a theoretical grounding for the object of research, by referring to previous studies, which should be confronted and interrelated, especially if they are contradictory to each other; you should also point out the originality of your proposal.

3.9.3 Objectives (maximum 300 words)

The purpose of this field is to provide a description of the main research questions to be addressed and the goals to attain.

3.9.4 Detailed description (maximum 1000 words)

This field should contain the detailed work plan and a description of how the aims of the research project will be achieved. The descriptions should provide all the necessary elements to allow assessment by the evaluation

panel, namely the methodological approach, description of tasks, their interrelatedness, sequence and schedule. It may also include a contingency plan, describing, in this case, how eventual unforeseen events might be resolved.

3.9.5 Timeline and Additional Attachments

So that the Evaluation Panel may analyse the feasibility of the proposed work plan, the applicant may include a chart with milestones for the different tasks. The inclusion of the timeline is not mandatory but is highly recommended. To make a timeline you may use specific software tools or an Excel file that should then be converted into a PDF file.

If considered necessary, you may also add documents containing formulas, schematics, diagrams, charts or images in this field. In any case, the annexes should only be examples or demonstrations of what has been described in the various fields of the application form and, therefore, should not be considered its extension. If you plan to develop part of your work in collaboration with additional institutions, besides your host institution(s), you may submit a “Supporting letter”, attesting for the respective collaboration. The letter of support should be issued and signed by the responsible of the institution.

The maximum space per application is 10 MB (e.g., 5 documents of 2 MB each). The authorised formats are:

- JPEG (Joint Photographic Experts Group)
- PDF (Portable Document Format – Adobe Acrobat)
- PNG (Portable Network Graphics)

3.9.6 Bibliographic references (maximum 30 references)

Use this field to specify bibliographic references, up to a maximum of 30, that support your work plan, detailing all the necessary elements that will enable the panel to identify them. You should format your bibliographic list in a consistent manner and according to a scientific approved referencing style as, for example, the APA (American Psychological Association) style. This field has a limited space of 10000 characters, indicated in the respective counter.

3.10 Hosting Conditions

This information is **mandatory**.

The hosting conditions concern:

- Host institution(s): institution(s) where you are going to develop your work plan;
- Institution that grants the degree: higher education institution(s) that will grant the PhD degree;
- Supervisors: responsible for monitoring and supervising the research work;
- Adequacy of the supervising team.

3.10.1 Host Institution

In this field, the applicant should indicate the host institution. You should select one of the options available: **R&D Unit, Higher Education Institution or Other**.

If you specify “R&D Unit”, you should select one of the available options in the list.

In case you specify “Higher Education Institution”, you should select one of the available options in the list and fill in the following fields:

- Country;
- Institution;
- Faculty/Institute (you may indicate “Not applicable”, if this is the case);
- Department (optional).

If you do not find your host institution in any of the available lists, in the fields of institution and faculty, you should “Add institution” and add the respective information.

The option “Other” applies, for example, in case your national host institution is not included in any of the drop lists (e. g., company) or in case of a foreigner institution. When you select “Other”, you should then specify the following information:

- Country;
- Institution;
- Department (optional).

In case of applications held both in Portugal and abroad, in addition to the Portuguese host institution, it is required to indicate the foreigner institution where the research work will be developed.

The number of supervisors associated to the application defines the limit of host institutions. **The limit is defined by: N supervisors + 1**. At most, 4 host institutions may be indicated, in cases where 1 advisor and 2 co-supervisors are proposed.

3.10.2 Doctoral Granting Institution

In this field the applicant should indicate the institution(s) granting the PhD degree.

You may specify up to 4 doctoral granting institutions. This is applicable when the doctoral degree is granted by two or multiple institutions in cases of double degree or inter-university doctoral programmes, respectively.

3.10.3 Supervisors (maximum 3)

The purpose of this field is to identify the supervisor and co-supervisor(s) who will take on the responsibility for monitoring and supervising the applicant’s research project.

Each application can have **a maximum of three associated supervisors, with one being the main supervisor (mandatory) and the other two co-supervisors (optional)**. Excluding exceptional circumstances, duly explained,

the supervisor and co-supervisors must be associated at least to one of the host institution, in order to guarantee a continuous and fruitful work with the grantee. The evaluation panel will decide if other situations are suitable or not; the general guidance given by FCT is that this should be reflected in the analysis of the feasibility conditions of the work programme.

Any fully active researcher holding a PhD may be a supervisor or co-supervisor.

At this stage of the application process, the supervisor's letter of support, and the host and doctoral granting institutions' acceptance statements do not have to be submitted. These documents will only be necessary upon studentship granting.

To associate your supervisor and co-supervisors, you should select the role of each one (supervisor or co-supervisor) and the respective email (it does not have to be the registration email in the **CIÊNCIA** ID platform) and select the option "Send request". A message will be sent indicating the applicant's name, application reference and link to the supervisor area where he/she should answer yes/no to the association request.

To change the role of a supervisor, you will have to remove the associated supervisor and send a new request with the corrected role indication.

Your supervisor(s) should access the respective personal area – "Supervisor Area" – and perform the following actions:

1. Register in the **CIÊNCIA** ID information system, if they have not already done so;
2. Access to myFCT portal using the respective credentials;
3. Indicate the ORCID identifier in myFCT profile, if you wish to do so. **This information is optional**;
4. **Indicate all of her/his affiliation institutions**, including higher education institution and R&D unit, if applicable, or, for example, R&D unit and company ;
5. Present a **curriculum vitae** in one of the following options (curricula submitted in any other way will not be considered):
 - Filling in and updating your curricular data in the **CIÊNCIAVITAE** platform;
 - Submitting your **curriculum vitae** in a PDF file;
6. Comment on the feasibility of the work plan when the applicant declares that he/she wishes to maintain a professional activity; this action is only applicable to supervisors and not to co-supervisors;
7. Confirm her/his association to the application.

The supervisor has the list of supervisions (lateral left menu), *i.e.*, the list of applicants who have associated her/him as a supervisor or co-supervisor in this Call. In the summary view of supervisions, the supervisor can verify the application status (draft or submitted) and access to the global view of applications, by clicking on the respective references.

3.10.3.1 Supervisor (mandatory)

You must associate one supervisor to your application. If you have additional supervisors, you can associate them as co-supervisors (**maximum two**).

Only the supervisor will have to comment on the feasibility of the work plan, if the candidate declares that he/she intends to maintain a professional activity during the PhD studentship period.

In case the applicant changes her/his answer in the field of professional activity, namely, by submitting a new professional activity, after the supervisor's answer, he/she will receive a notification to comment on the declared situation again.

3.10.3.2 Co-supervisor (maximum 2, optional)

In case you associate one or two co-supervisors, the information aforementioned (point 3.10.3) is **mandatory**.

For application assessment, it is mandatory that the co-supervisors are associated to the application.

The application form can only be submitted after the confirmation of association to your application, performed by (both) supervisor and co-supervisors, if applicable.

3.10.4 Adequacy of Supervising Team (maximum 500 words)

In this field, you should describe the adequacy of the supervising team (including supervisor and co-supervisors, if applicable) and the means available at the host institution(s) for the full implementation of the work plan. **This description is relevant for the evaluation of criterion C, Merit of the Hosting Conditions.**

4. APPLICATION SUBMISSION

The process of submitting the application form **depends**, amongst other factors, on the **confirmation of the association of the supervisor and co-supervisor(s)**, if applicable. Applicants and supervisor(s) should carry out these procedures as early as the form is completed. The supervisor will not have to fill in any specific form. However, he/she should provide his/her *curriculum vitae*, indicate all of his/her affiliation institutions, such as, for example, higher education institution and R&D unit, comment on the applicant's professional situation, if declared, and confirm the association to the application.

Any change in the CV on the **CIÊNCIAVITAE** platform, after it has been obtained in the application form, even during the period in which the Call is taking place, will not be reflected in the CV that will be available for evaluation. If you wish to include new information to be reflected in your application, you must replace it by clicking again on "Obtain CV (CienciaVitae)".

In case of supervisors with more than one student, the **CIÊNCIAVITAE** CV associated with all of their applications will correspond to the last version of the CV association, as long as performed within the deadline indicated for the submission of applications.

After completing the application, you must click on "Validate and Submit". At this point, all mandatory fields will be validated. For optional sections, whenever you start filling in the respective fields, the system will validate the obligation to fill in all the fields that comprise that section.

If there are errors in the application, the list of issues is provided, with an indication of the section and field in which they occur, and a brief indication of the problem leading to the error. The applicant must proceed accordingly to correct the indicated errors. **The existence of errors prevents the application submission.**

The application can only be submitted after the form is fully validated, *i.e.*, when there is no longer any error or lack of information in the form.

After the application **submission**, the candidate will be able to:

- **Change the application content, which returns to the draft state**, and is no longer considered as being submitted to the Call. The applicant must therefore submit the application again, within the deadline indicated for the submission of applications. When the application submission period is over, applicants can only consult the application.
- **Overview the application, viewing its global content. You can also make a PDF file of the submitted version**, available in the upper right corner of the overview screen.

Please note that providing **false declarations** or committing acts of plagiarism in the application form, will determine the **exclusion from the Call**, regardless of the phase of the Call in which they are detected.

Annex I

Scientific fields, adapted from the FOS Classification of the Frascati Manual

(Mentioned in point 3.7.1 of this Application Guide)

PhD Studentships Call DOCTORATES 4 COVID-19

| Main Scientific Field | Secondary Scientific Field | Subfield |
|-----------------------|---------------------------------------|---|
| 1a Exact Sciences | 1.1 Mathematics | Pure Mathematics |
| | | Applied Mathematics |
| | | Statistics and Probability |
| | | Mathematics – Other |
| | 1.2 Computer and Information Sciences | Computation Sciences |
| | | Information Sciences |
| | | Bioinformatics |
| | | Computer Sciences and Informatics – Other |
| | 1.3 Physical Sciences | Atomic Physics |
| | | Molecular Physics |
| | | Chemical Physics |
| | | Condensed Matter Physics |
| | | Particle Physics |
| | | Nuclear Physics |
| | | Fluids and Plasma Physics |
| | | Medical and Biological Physics |
| | | Optics |
| | | Acoustics |
| | | Astronomy |
| | | Gravitation and Cosmology |
| | | Physical Sciences - Other |
| | 1.4 Chemical Sciences | Organic Chemistry |
| | | Inorganic Chemistry |
| | | Nuclear Chemistry |
| | | Physical Chemistry |
| | | Polymer Science |
| | | Electrochemistry |
| | | Colloid Chemistry |
| | | Analytical Chemistry |
| | | Medicinal Chemistry |
| | | Chemistry – Other |

| Main Scientific Field | Secondary Scientific Field | Subfield |
|-----------------------------|---|---|
| 1b Natural Sciences | 1.5 Earth and related Environmental Sciences | Geosciences and Multidisciplinary Studies |
| | | Mineralogy |
| | | Palaeontology |
| | | Geochemistry |
| | | Geophysics |
| | | Physical Geography |
| | | Geology |
| | | Volcanology |
| | | Meteorology |
| | | Atmospheric Sciences |
| | | Climate Research |
| | | Oceanography |
| | | Hydrology |
| | | Water Resources |
| | | Earth Sciences - Other |
| | | Natural Resources and Sustainability |
| | | Monitoring and Environmental Impact |
| | | Environmental Management |
| | | Ecotoxicology |
| | | Waste Management and Recovery |
| | Climate Change | |
| | Atmosphere and Pollution | |
| | Water and Pollution | |
| | Environmental Sciences – Other | |
| | 1.6 Biological Sciences | Cell Biology |
| | | Microbiology |
| | | Virology |
| | | Biochemistry |
| | | Molecular Biology |
| | | Biochemical Research Methods |
| | | Biophysics |
| | | Genetics and Heredity |
| | | Reproductive Biology |
| | | Developmental Biology |
| | | Experimental Biology and Biochemistry - Other |
| | | Botany |
| | | Zoology |
| | | Mammalogy |
| | | Herpetology |
| | | Ichthyology |
| | | Ornithology |
| | | Entomology |
| | | Mycology |
| | | Behavioural Biology |
| | | Marine Biology |
| | | Aquaculture |
| | | Freshwater Biology |
| Limnology | | |
| Ecology | | |
| Biodiversity Conservation | | |
| Evolutionary Biology | | |
| Organism Biology | | |
| Biological Sciences – Other | | |

| Main Scientific Field | Secondary Scientific Field | Subfield | |
|-------------------------------------|---|--|--|
| 2 Engineering and Technology | 2.1 Civil Engineering | Civil Engineering | |
| | | Architecture Engineering | |
| | | Construction Engineering | |
| | | Municipal Engineering | |
| | | Structural Engineering | |
| | | Transport Engineering | |
| | | Civil Engineering – Other | |
| | 2.2 Electrical, Electronic and Information Engineering | Electrical and Electronic Engineering | |
| | | Robotics | |
| | | Automation and Control Systems | |
| | | Communication Engineering and Systems | |
| | | Telecommunications | |
| | | Computer Hardware and Architecture | |
| | | Electrical and Electronic Engineering – Other | |
| | | Informatics | |
| | | 2.3 Mechanical Engineering | Mechanical Engineering and Engineering Systems |
| | | | Applied Mechanics |
| | Thermodynamics | | |
| | Aerospace Engineering | | |
| | Nuclear Engineering | | |
| | Manufacturing Processes | | |
| | Audio Engineering and Reliability Analysis | | |
| | Mechanical Engineering – Other | | |
| | 2.4 Chemical Engineering | | Chemical Engineering |
| | | | Chemical Process Engineering |
| | | Chemical Engineering – Other | |
| | 2.5 Materials Engineering | Materials Engineering | |
| | | Ceramics | |
| | | Coating and Films | |
| | | Composites | |
| | | Paper and Wood | |
| | | Textiles | |
| | | Nanomaterials | |
| | | Materials Engineering – Other | |
| | 2.6 Medical Engineering | Medical Engineering and Biomedical Engineering | |
| | | Laboratory Technology | |
| | | Medical Engineering – Other | |
| | 2.7 Environmental Engineering | Environmental Engineering | |
| | | Geological Engineering | |
| | | Geotechnics | |
| | | Petroleum engineering, Energy and Fuels | |
| | | Remote Sensing | |
| Mining and Mineral Processing | | | |
| Marine Engineering | | | |
| Sea Vessels | | | |
| Ocean Engineering | | | |
| Environmental Engineering – Other | | | |

| Main Scientific Field | Secondary Scientific Field | Subfield |
|---|---|---|
| 2 Sciences of Engineering and Technology | 2.8 Environmental Biotechnology | Bioremediation |
| | | Diagnostic Biotechnologies in Environmental Management; |
| | | Environmental Biotechnology Related Ethics |
| | | Environmental Biotechnology – Other |
| | 2.9 Industrial Biotechnology | Industrial Biotechnology |
| | | Bioprocessing Technologies |
| | | Biocatalysis |
| | | Fermentation |
| | | Bioproducts |
| | | Biomaterials |
| | | Bioplastics |
| | | Biofuels |
| | | New Bio-Derived Materials |
| | | Bio-Derived Chemicals |
| | Industrial Biotechnology - Other | |
| | 2.10 Nanotechnology | Nanodevices |
| | | Nanoprocesses |
| | | Nanotechnologies – Other |
| | 2.11 Food Engineering and Technology | Food Engineering and Technology |
| Food Engineering and Technology - Other | | |

| Main Scientific Field | Secondary Scientific Field | Subfield |
|--|------------------------------|---|
| 3 Medical and Health Sciences | 3.1 Basic Medicine | Biomedicine |
| | | Anatomy and Histology |
| | | Human Genetics |
| | | Immunology |
| | | Neurosciences |
| | | Pharmacology |
| | | Biopharmaceuticals |
| | | Toxicology |
| | | Physiology |
| | | Pathology |
| | Biomedicine – Other | |
| | 3.2 Clinical Medicine | Andrology |
| | | Obstetrics and Gynaecology |
| | | Paediatrics |
| | | Cardiac and Cardiovascular System |
| | | Haematology |
| | | Respiratory System |
| | | Critical Care Medicine and Emergency Medicine |
| | | Anaesthesiology |
| | | Orthopaedics |
| | | Surgery |
| | | Radiology, Nuclear Medicine and Medical Imaging |
| | | Transplants |
| | | Stomatology |
| | | Oral Surgery and Medicine |
| | | Dermatology |
| | | Infectious Diseases |
| | | Allergology |
| | | Rheumatology |
| | | Endocrinology and Metabolism |
| | | Gastroenterology and Hepatology |
| | | Urology and Nephrology |
| | | Oncology |
| Ophthalmology | | |
| Otorhinolaryngology | | |
| Psychiatry | | |
| Clinical Neurology | | |
| Geriatrics and Gerontology | | |
| General and Family Medicine | | |
| Internal Medicine | | |
| Integrative and Complementary Medicine | | |
| Clinical Medicine – Other | | |

| Main Scientific Field | Secondary Scientific Field | Subfield |
|--------------------------------------|----------------------------------|---|
| 3 Medical and Health Sciences | 3.3 Health Sciences | Health Care and Services |
| | | Health Services and Policies |
| | | Nursing |
| | | Nutrition, Dietetics |
| | | Public Health and Environmental Health |
| | | Tropical Medicine |
| | | Parasitology |
| | | Epidemiology |
| | | Occupational Medicine |
| | | Occupational Health |
| | | Sports and Fitness Sciences |
| | | Social Biomedical Sciences |
| | | Bioethics and History and Philosophy of Medicine |
| | | Addiction |
| | | Health Sciences - Other |
| | 3.4 Medical Biotechnology | Health-related Biotechnology |
| | | Technologies involving the manipulation of Cells, Tissues, Organs or the whole Body |
| | | Gene-based Diagnose and Therapies |
| | | Medical Biotechnology Related Ethics |
| | | Medical Biotechnology – Other |
| | 3.5 Forensic Sciences | Forensic Chemistry and Biochemistry |
| | | Forensic Sciences – Other |

| Main Scientific Field | Secondary Scientific Field | Subfield |
|--------------------------------|--|---|
| 4 Agricultural Sciences | 4.1 Agriculture, Forestry and Fisheries | Agriculture |
| | | Forestry |
| | | Fishery |
| | | Soil science |
| | | Horticulture |
| | | Viticulture |
| | | Agronomy |
| | | Plant Production |
| | | Plant Protection |
| | | Agriculture, Forestry and Fisheries – Other |
| | 4.2 Animal and Dairy Science | Animal and Dairy Science |
| | | Livestock Breeding |
| | | Pets |
| | | Animal and Dairy Science – Other |
| | 4.3 Veterinary Sciences | Veterinary Science |
| | | Veterinary Science – Other |
| | 4.4 Agricultural and Food Biotechnology | Agricultural and Food Biotechnology |
| | | Food Security |
| | | Agricultural Biotechnology Related Ethics |
| | | Agricultural and Food Biotechnology – Other |
| | | Cloning of Domestic Animals |
| | | Biomass Production Technologies |

| Main Scientific Field | Secondary Scientific Field | Subfield |
|--------------------------|--|--|
| 5 Social Sciences | 5.1 Psychology | Criminal Psychology |
| | | Social and Organizational Psychology |
| | | Cognitive Psychology and Neuropsychology |
| | | Clinical Psychology |
| | | Psychology of Development and Learning |
| | | Educational Psychology |
| | | Community and Health Psychology |
| | | Psychology – Other |
| | 5.2 Economics and Management | Economics |
| | | Management |
| | | Economics and Management – Other |
| | 5.3 Educational Sciences | General Education |
| | | Educational Sciences |
| | 5.4 Sociology | Sociology |
| | | Sociologic Criminology |
| | | Social Service |
| | | Sociology – Other |
| | | Anthropology |
| | Anthropology – Other | |
| | 5.5 Law | Public Law |
| | | Criminal Law |
| | | Private Law |
| | | European and International Law |
| | | Human Rights |
| | | Law, Social Sciences and Humanities |
| | | Law – Other |
| | 5.6 Political Sciences | Political Science |
| | | Military Science |
| | | Compared Politics |
| | | Political Theory |
| | | International Relations |
| | | Public Policy |
| | | European Studies |
| | Political Sciences – Other | |
| | 5.7 Social and Economic Geography | Economic and Social Geography |
| | | Geographic Urbanism |
| | | Social and Economic Geography – Other |
| | 5.8 Media and Communications | Documental and Information Sciences |
| | | Journalism and Media |
| | | Communication and Science Management |
| | | Media and Communications – Other |

| Main Scientific Field | Secondary Scientific Field | Subfield |
|-----------------------|--|---|
| 6 Humanities | 6.1 History and Archaeology | Prehistory and Archaeology |
| | | Ancient History |
| | | Medieval History |
| | | Modern History |
| | | Contemporary History |
| | | History of Science and Technology |
| | | History and Archaeology – Other |
| | 6.2 Languages and Literature | Literature |
| | | Portuguese Studies |
| | | Romanic Studies |
| | | Anglophone Studies |
| | | Classical Studies |
| | | Asian and African Studies |
| | | Germanic Studies |
| | | Literature Studies and Culture Studies – Other |
| | | Linguistics |
| | Linguistics – Other | |
| | 6.3 Philosophy, Ethics and Religion | Philosophical Anthropology |
| | | Epistemology |
| | | Philosophy of Science |
| | | Aesthetics and Philosophy of Art |
| | | Metaphysics and Ontology |
| | | Philosophy of Religion |
| | | Logic |
| | | History of Philosophy |
| | | Ethics and Political Philosophy |
| | | Theology |
| | | Philosophy, Ethics and Religion – Other |
| | 6.4 Arts | Fine Arts |
| | | Musicology |
| | | Visual Performative Arts (Cinema, Television, Drama, Dance, etc.) |
| | | Arts – Other |
| | | History of Art |
| | | Conservation and Restoration |
| | | Museology |
| | | Museology and History of Art – Other |
| | | Architecture |
| | | Urbanism and Spatial Planning |
| | | Design |
| | | Design, Architecture and Urbanism – Other |